

Cegły i płytki
klinkierowe

CENNIK

Roben



| | NF CEGLA KLINKIEROWA | NF-SP CEGLA KLINKIEROWA OKŁADZINOWA | VNF CEGLA KLINKIEROWA PEŁNA | PNF PLYTKA KLINKIEROWA | WNF PLYTKA KĄTOWA | LDF CEGLA KLINKIEROWA | VLDF CEGLA KLINKIEROWA PEŁNA | PELDF PLYTKA KLINKIEROWA | WLDF PLYTKA KĄTOWA | XLDF CEGLA KLINKIEROWA | PEXDF PLYTKA KLINKIEROWA | WXDF PLYTKA KĄTOWA | CEGLA KLINKIEROWA KSZTAŁTOWA PERFOROWANA | CEGLA KLINKIEROWA KSZTAŁTOWA PEŁNA |
|---------------------|-------------------------|---|-----------------------------------|---------------------------|--------------------------------------|-----------------------------|---------------------------------------|--------------------------------|--------------------------------------|------------------------------|--------------------------------|--------------------------------------|---|---|
| WYMIAR [MM] | 240 × 115 × 71 | 240 × 65 × 71 | 240 × 115 × 71 | 240 × 14 × 71 | 240 × 14 × 71 dł. ramienia 115 | 290 × 115 × 52 | 290 × 115 × 52 | 290 × 14 × 52 | 290 × 14 × 52 dł. ramienia 115 | 365 × 115 × 52 | 365 × 14 × 52 | 365 × 14 × 52 dł. ramienia 115 | - | - |
| SZT./M ² | 48 | 48 | 48 | 48 | - | 53 | 53 | 53 | - | 43 | 43 | - | - | - |
| SZT./PALETA | 416 | 728 | 312 | 1824 | 960 | 480 | 360 | 1820 | 1000 | 352 | 1260 | 980 | - | 100 |
| WAGA 1 SZT. | do 3 kg | do 2 kg | do 4,4 kg | do 0,6 kg | do 0,8 kg | do 2,8 kg | do 4,1 kg | do 0,5 kg | do 0,7 kg | do 3,8 kg | do 0,65 kg | do 0,76 kg | do 2,9 kg | do 4,4 kg |
| | | | | | | | | | | | | | | |

MODNE SZAROŚCI

| | | | | | | | | | | | | | | | |
|--|--|--------|-------------|-------------|-------------|-------------|-------------|-------------|-------------|-------------|-------------|-------------|-------------|-------------|---|
| | MARGATE | netto | 2,32 | | 4,80 | 1,57 | 6,46 | 3,45 | | 3,00 | 7,75 | | | | |
| | 21 SZARA CIENIOWANA | brutto | 2,85 | - | 5,90 | 1,93 | 7,95 | 4,24 | - | 3,69 | 9,53 | - | - | - | - |
| | PORTLAND | netto | 2,23 | 1,87 | 4,73 | 1,48 | 6,46 | 3,45 | 6,00 | 3,00 | 7,75 | 4,48 | 3,42 | 8,08 | |
| | 10 ANTRACYTOWA GŁADKA | brutto | 2,74 | 2,30 | 5,82 | 1,82 | 7,95 | 4,24 | 7,38 | 3,69 | 9,53 | 5,51 | 4,21 | 9,94 | - |
| | SYDNEY | netto | 2,23 | 1,87 | 4,73 | 1,48 | 6,46 | 3,45 | 6,00 | 3,00 | 7,75 | | | | |
| | 20 ANTRACYTOWA CIENIOWANA | brutto | 2,74 | 2,30 | 5,82 | 1,82 | 7,95 | 4,24 | 7,38 | 3,69 | 9,53 | - | - | - | - |
| | BRISBANE | netto | 2,23 | 1,87 | 4,73 | 1,48 | 6,46 | 3,45 | 6,00 | 3,00 | 7,75 | 4,48 | 3,42 | 8,08 | |
| | 22 ANTRACYTOWA CIENIOWANA GŁADKA | brutto | 2,74 | 2,30 | 5,82 | 1,82 | 7,95 | 4,24 | 7,38 | 3,69 | 9,53 | 5,51 | 4,21 | 9,94 | - |
| | HOBART | netto | 2,19 | | 4,61 | | | | | | | | | | |
| | 72 ANTRACYTOWOBRAZOWA CIENIOWANA RUSTYKALNA | brutto | 2,69 | - | 5,67 | - | - | - | - | - | - | - | - | - | - |

PONADZASOWA KLASYKA

| | | | | | | | | | | | | | | | | |
|--|-----------------------|--------|-------------|-------------|-------------|-------------|-------------|-------------|-------------|-------------|-------------|-------------|-------------|-------------|-------------|-------------|
| | MELBOURNE | netto | 1,65 | 1,50 | 4,14 | 1,30 | 5,39 | 2,80 | 5,50 | 2,60 | 7,75 | 3,99 | 3,20 | 8,08 | 3,42 | 6,86 |
| | 16 CZERWONA GŁADKA | brutto | 2,03 | 1,85 | 5,09 | 1,60 | 6,63 | 3,44 | 6,77 | 3,20 | 9,53 | 4,91 | 3,94 | 9,94 | 4,21 | 8,44 |
| | | netto | 1,65 | 1,50 | 4,14 | 1,30 | 5,39 | | | | | | | | | |
| | 26 CZERWONA RYFLOWANA | brutto | 2,03 | 1,85 | 5,09 | 1,60 | 6,63 | - | - | - | - | - | - | - | - | - |
| | | netto | 1,65 | | | 0,95 | | | | | | | | | | |
| | 16R RENOWACYJNA | brutto | 2,03 | - | - | 1,17 | - | - | - | - | - | - | - | - | - | - |
| | ADELAJDA | netto | 1,84 | 1,79 | 4,61 | 1,42 | 6,46 | 3,00 | 5,70 | 2,80 | 7,75 | 4,09 | 3,35 | 8,08 | 3,76 | 6,86 |
| | 19 BURGUND GŁADKA | brutto | 2,26 | 2,20 | 5,67 | 1,75 | 7,95 | 3,69 | 7,01 | 3,44 | 9,53 | 5,03 | 4,12 | 9,94 | 4,62 | 8,44 |
| | | brutto | 2,26 | 2,20 | 5,67 | 1,75 | 7,95 | - | - | - | - | - | - | - | - | - |
| | VICTORIA | netto | 1,94 | 1,55 | 4,14 | 1,30 | 5,39 | | | | | | | | | |
| | 56 CZERWONA | brutto | 2,39 | 1,91 | 5,09 | 1,60 | 6,63 | - | - | - | - | - | - | - | - | - |
| | | netto | 2,13 | 1,64 | 4,41 | 1,30 | 5,39 | | | | | | | | | |
| | 57 CIENIOWANA | brutto | 2,62 | 2,02 | 5,42 | 1,60 | 6,63 | - | - | - | - | - | - | - | - | - |

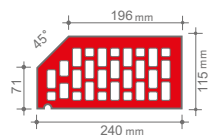
| | NF CEGŁA KLINKIEROWA | NF-SP CEGŁA KLINKIEROWA OKŁADZINOWA | VNF CEGŁA KLINKIEROWA PEŁNA | PENF PŁYTKA KLINKIEROWA | WNF PŁYTKA KĄTOWA | LDF CEGŁA KLINKIEROWA | VLOF CEGŁA KLINKIEROWA PEŁNA | PELDF PŁYTKA KLINKIEROWA | WLDF PŁYTKA KĄTOWA | XLDF CEGŁA KLINKIEROWA | PEXLDF PŁYTKA KLINKIEROWA | WXLDF PŁYTKA KĄTOWA | CEGŁA KLINKIEROWA KSZTAŁTOWA PERFOROWANA | CEGŁA KLINKIEROWA KSZTAŁTOWA PEŁNA |
|---------------------|-------------------------|---|-----------------------------------|----------------------------|--------------------------------------|-----------------------------|---------------------------------------|--------------------------------|--------------------------------------|------------------------------|---------------------------------|--------------------------------------|---|---|
| WYMIAR [MM] | 240 × 115 × 71 | 240 × 65 × 71 | 240 × 115 × 71 | 240 × 14 × 71 | 240 × 14 × 71 dł. ramienia 115 | 290 × 115 × 52 | 290 × 115 × 52 | 290 × 14 × 52 | 290 × 14 × 52 dł. ramienia 115 | 365 × 115 × 52 | 365 × 14 × 52 | 365 × 14 × 52 dł. ramienia 115 | - | - |
| SZT./M ² | 48 | 48 | 48 | 48 | - | 53 | 53 | 53 | - | 43 | 43 | - | - | - |
| SZT./PALETA | 416 | 728 | 312 | 1824 | 960 | 480 | 360 | 1820 | 1000 | 352 | 1260 | 980 | - | 100 |
| WAGA 1 SZT. | do 3 kg | do 2 kg | do 4,4 kg | do 0,6 kg | do 0,8 kg | do 2,8 kg | do 4,1 kg | do 0,5 kg | do 0,7 kg | do 3,8 kg | do 0,65 kg | do 0,76 kg | do 2,9 kg | do 4,4 kg |
| | | | | | | | | | | | | | | |

MOZAIKA WYBARWIEŃ

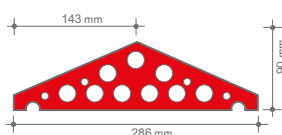
| | | | | | | | | | | | | | | | | |
|--|---|--------|-------------|-------------|-------------|-------------|-------------|-------------|-------------|-------------|-------------|-------------|-------------|-------------|-------------|-------------|
| | DARWIN | netto | 1,76 | 1,60 | 4,41 | 1,42 | 6,46 | 2,90 | 5,60 | 2,70 | 7,75 | 4,09 | 3,35 | 8,08 | 3,52 | 6,86 |
| | 38 CZERWONOBRAZOWA CIENIOWANA GŁADKA | brutto | 2,16 | 1,97 | 5,42 | 1,75 | 7,95 | 3,57 | 6,89 | 3,32 | 9,53 | 5,03 | 4,12 | 9,94 | 4,33 | 8,44 |
| | CANBERRA | netto | 1,66 | 1,64 | 4,41 | 1,30 | 5,39 | | | | 4,09 | 3,20 | 8,08 | 3,52 | 6,86 | |
| | 17 CIENIOWANA GŁADKA | brutto | 2,04 | 2,02 | 5,42 | 1,60 | 6,63 | - | - | - | 5,03 | 3,94 | 9,94 | 4,33 | 8,44 | |
| | 27 CIENIOWANA RYFLOWANA | brutto | 2,04 | 2,02 | 5,42 | 1,60 | 6,63 | - | - | - | - | - | - | - | - | |
| | | netto | 1,66 | | | 0,95 | | | | | | | | | | |
| | 17R RENOWACYJNA | brutto | 2,04 | - | - | 1,17 | - | - | - | - | - | - | - | - | - | |
| | | netto | 1,66 | | | 0,95 | | | | | | | | | | |
| | HASTINGS | netto | 2,16 | | 4,69 | 1,48 | 6,46 | | | | | | | | | |
| | 61 | brutto | 2,66 | - | 5,77 | 1,82 | 7,95 | - | - | - | - | - | - | - | - | |
| | GRANVILLE | netto | 2,16 | | 4,69 | 1,48 | 6,46 | | | | | | | | | |
| | 63 | brutto | 2,66 | - | 5,77 | 1,82 | 7,95 | - | - | - | - | - | - | - | - | |
| | GRANITY | netto | 2,16 | | 4,69 | 1,48 | 6,46 | | | | | | | | | |
| | 64 | brutto | 2,66 | - | 5,77 | 1,82 | 7,95 | - | - | - | - | - | - | - | - | |
| | RIVERSDALE | netto | 2,16 | | 4,69 | 1,48 | 6,46 | | | | | | | | | |
| | 66 | brutto | 2,66 | - | 5,77 | 1,82 | 7,95 | - | - | - | - | - | - | - | - | |
| | PERTH | netto | 2,16 | 1,87 | 4,69 | 1,48 | 6,46 | | | | 4,48 | 3,42 | 8,08 | 3,86 | 6,86 | |
| | 50 BRĄZOWA GŁADKA | brutto | 2,66 | 2,30 | 5,77 | 1,82 | 7,95 | - | - | - | 5,51 | 4,21 | 9,94 | 4,75 | 8,44 | |

Oferta standardowych cegieł kształtowych

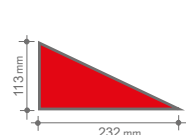
Typ 112



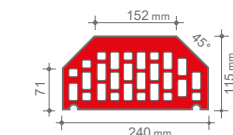
Typ 119



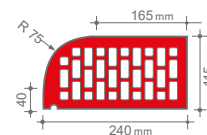
Typ 122



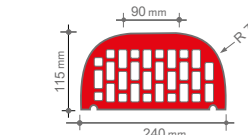
Typ 302



Typ 410



Typ 411



Typ 600

